

MIDSUMMA PRIDE MARCH

Ian Johnson Oval &
Catani Gardens
Sun 1 Feb, 2026





House Keeping

- Duration – 45 mins to 1 hr
- Live Captioning
- You can add your name & pronouns
- Acknowledgement of Country
- Questions in the chat.



BRIEFING OVERVIEW

1. Volunteering Key Points
2. Pride March Specifics
3. Head of Production & Operations: Michael Ryan
4. Event overview: key timings, staff & contractors
5. Two-way radio etiquette & communications
6. FAQ's
7. Accessibility
8. Safety & Risk
9. Volunteer Roles on the day
10. Questions

Volunteer Key Points

- Please arrive on time for your shift (running late or can't make it, TEXT 0484 266 317)
- Where you sign in for your shift – St Kilda Sports Club (IJO) OR Catani Gardens - will depend on your role. Check your shift on Deputy for sign in location.
- You'll receive a Midsumma t-shirt, accreditation, bag and water bottle when you sign in.
- Wear closed-toe shoes!
- Pack lightly as there are no safe storage facilities – use your Midsumma bag.
- No smoking within 10m of Food Vendors.
- Midsumma's Inclusive Culture – Be sensitive and respectful in the way you talk to people.

MIDSUMMA PRIDE MARCH 2026



CATANI GARDENS

PIER ROAD

BEACONSFIELD PARADE

MARY STREET

END

Accessible viewing location

FITZROY STREET

CANTERBURY ROAD

St Kilda Tram Station

St Kilda Sports Club
Registration

Ian Johnson Oval

MARSHALLING AREA

Accessible March Access

START

LAKESIDE DRIVE

THE ESPLANADE

ACLAND STREET

GREY STREET






Volunteer Key Points Cont.

- Media
- Lost Property
- Lost People
- Drinking water
- Planning for the heat



**HEAD OF PRODUCTION
& OPERATIONS
MICHAEL RYAN**

SYMBOLS KEY

-  EMERGENCY VEHICLE ACCESS POINT
-  EMERGENCY ASSEMBLY POINT FOR EVENT PERSONNEL
-  HOSTILE VEHICLE BARRIER (HVM) (LOCATION NUMBERS AS PER VSMP)



PIER ROAD (North)

EAP

Vehicles End

AREA 5

Catani Garden

Motorbikes

Finish

AREA 4

Accessible viewing

FITZROY STREET AREA 3

EOC

March Rego / sign in

Marshalling

AREA 1

Vehicles

Start

EAP

BEACONSFIELD PA

PIER ROAD

PARK STREET

PARK LANE

LOCH STREET




CANTERBURY ROAD

GREY STREET

JACKSON STREET

ALBERT PARK LAKE

SYMBOLS KEY

-  EMERGENCY VEHICLE ACCESS POINT
-  EMERGENCY ASSEMBLY POINT FOR EVENT PERSONNEL
-  HOSTILE VEHICLE BARRIER (HVM) (LOCATION NUMBERS AS PER VSMP)



PIER ROAD (North)

EAP

AREA 5

Jesse

BEACONSFIELD PARVADE

AGLAND STREET

AREA 4

Ella

PARK STREET

George

AREA 3

LOCH STREET

FITZROY STREET

JACOBSON STREET

CANTEBURY ROAD

Drop Off

GREY STREET

Alan

AREA 2

Linda / Gordo / Coral
AREA 1

Tallulah (vehicles)

ALBERT PARK LAKE

EAP

EAP

1

IAN JOHNSON OVAL



Midsumma Pride March
PARTICIPANT MAP
Ian Johnson Oval
midsumma festival

Marshalling Area

Food Trucks

Vehicle Marshalling + Check-In

March Participant Sign-In

First Aid

Hydration Station

Toilets

Toilets

Water Point

Accessible Marshalling Tent

Accessible Vehicle Drop Off

Fitzroy Street

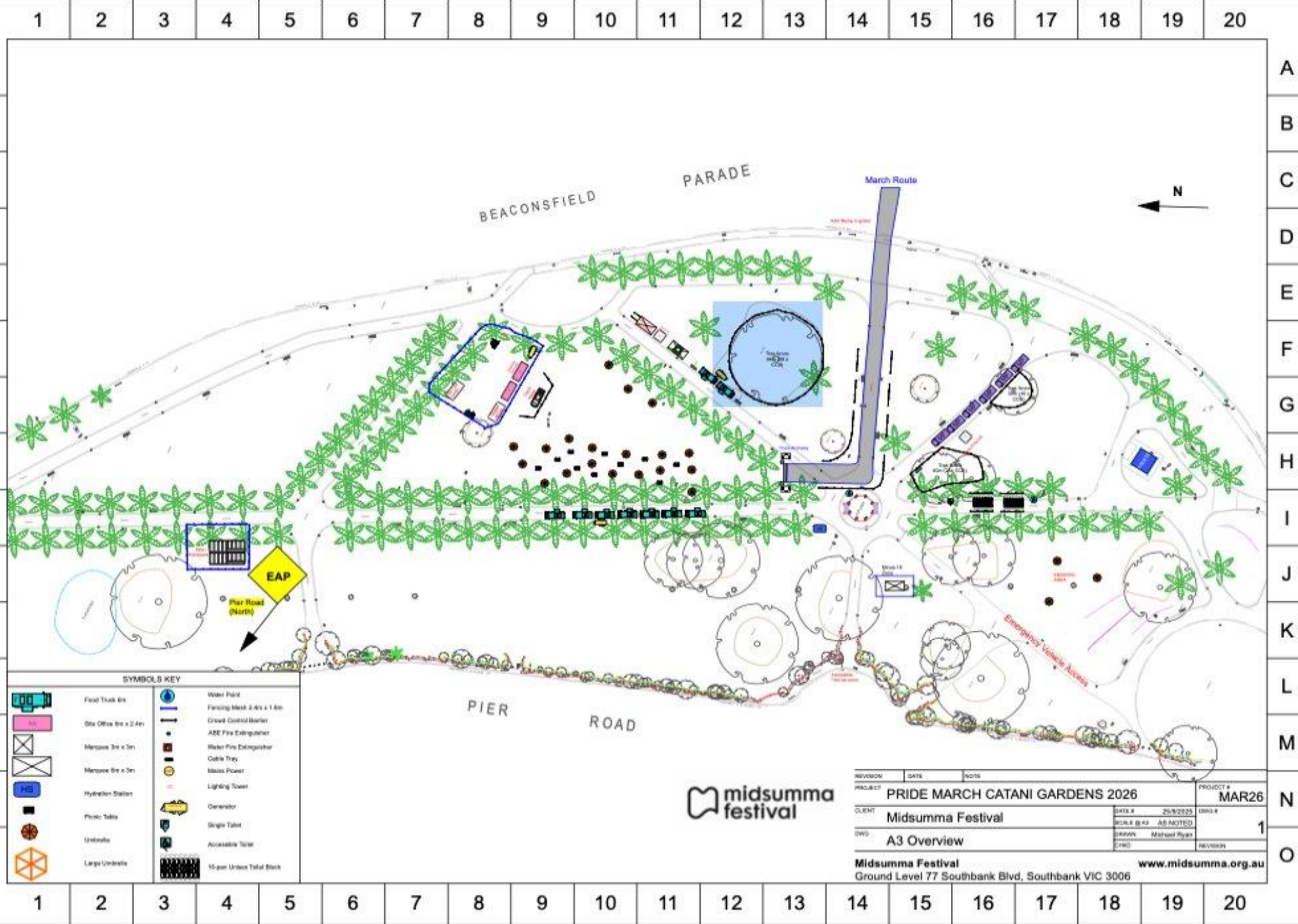
Lakeside Drive

Albert Park Lake

RAMP

RAMP

CATANANI GARDENS



PARTICIPANTS & WAVES

12,846
PARTICIPANTS

19 Waves
A-R





MARSHALLING SUMMARY

PEOPLE ON FOOT – assemble at Ian Johnson Oval

VEHICLES – assemble at Lakeside Drive

- Vehicle access pass must be on windscreen
- Random breath testing
- 2.5m height restriction

MOTORBIKES – assemble on Acland St

FAQ

- The route takes 20 minutes to complete
- March starts: 10:30 AM
- March ends: 1:30 PM

- Public transport
- Drop off points

- Accessible marshalling point
- Where are the toilets?
- Lost Property at Volunteer Tent at Catani Gardens

- Pack lightly- Absolutely no storage at Sports clubs as we are kicked out at 12pm.
- No balloons, no confetti, no glitter
- No structures
- No handouts



KEY TIMINGS

5am: Staff arrive, IJ Oval bump-in begins food vendors bump-in begins

7am: EOC becomes operational & Area Wardens arrive

8am: Road closure Fitzroy Street & surrounds

8:30am: Wave marshals briefing, Linda – IJ Oval

8.30am: First participants arrive and sign in

10am: Road closure of Jacka Blvd / Beaconsfield Parade

10.30am: March begins – new time

11am: Catani Gardens opens; bar & stage

1:30pm: (approx.) March ends, Fitzroy Street bump-out begins

2pm: Jacka Blvd / Beaconsfield Parade opens

3:30pm: (approx.) Fitzroy Street and surround streets open

4pm: Catani Gardens event concludes and bump out begins

A vibrant rainbow pride parade with people holding flags and fans. The background shows a large crowd of people, many wearing white t-shirts with 'L'OREAL PROUD' and 'BE YOUR COLOR' printed on them. They are holding large rainbow flags and fans. The scene is bright and festive, with shadows cast on the pavement.

KEY CONTRACTORS ON SITE

- **First Aid:** Colbrow Medic
- **Health commander:** Ambulance Victoria
- **Security:** MA services group
- **Festival safety & risk management:** Public Safety Australia (PSA)
- **Waste management:** CIA
- **Traffic management:** Altus
- **Toilet & hydration stations:** Splashdown
- **Event electrical services:** CRP
- **Stage & sound:** Frankie The Mog
- **Infrastructure:** Instant Shade

TWO-WAY RADIO



- Hold mouthpiece 1-2 cm from mouth
- If non-emergency, wait until traffic and conversations have finished
- Press button, wait 1 second before speaking
- Announce yourself and who you are wanting to speak to "Volunteer to Claire". Wait for response.
- Always respond to a request, confirming you have heard it "copy that".
- Be succinct, no long conversations.
- Your conversation is public, attendees most likely can hear what you are saying. Do not say anything that could panic or stress attendees

TWO-WAY RADIO



EMERGENCY RADIO COLOUR CODES

CODE RED	FIRE AND SMOKE
CODE BLUE	MEDICAL
CODE PURPLE	BOMB THREAT
CODE YELLOW	INTERNAL / THREAT TO ESSENTIAL SERVICES
CODE BLACK	PERSONAL THREAT
CODE BROWN	EXTERNAL EMERGENCY
CODE ORANGE	EVACUATION



VICTORIA'S PRIDE Radio Channels

1. EMERGENCY
2. SITE SAFETY
3. SITE OPERATIONS
4. CLEANING
5. FIRST AID
6. SMITH STAGE
7. GERTIE STAGE
8. VOLUNTEERS
9. LONG CHAT / SPARE

- Emergency / urgent calls – switch to channel 1 (Emergency) if your channel is too busy.
- Incidents, issues, hazards or questions – call Event Operations Centre (EOC) or Claire
- Make use of emergency radio codes, to be on your lanyard.
- You must always be available on two-way radio during event-live, unless you have announced a break.

TWO-WAY RADIO

When calling in an incident via two-way radio, there are multiple ways to identify your location.

1. Take a moment to figure out where exactly you are. Look for identifying landmarks (I'm in Catani Gardens) or specific shops that you can see (I'm in front of the 7/11 on Fitzroy St)
2. Using infrastructure / activations "next to RACV on Palms Lawn", "Garden Bar, next to First Aid"

If your call is an emergency or urgent, be quick at conveying your information. Please stay on the radio until EOC or Claire tells you the all clear.



FAQ's

- **Uniform:** Midsumma tee & volunteer accreditation. Please bring clothing for wet weather.
- **Hi-Vis:** You must wear a hi-vis for safety visibility if on the parade route
- **Getting to / from site:** Public transport is abundant, no parking provided.
- **Weather:** Should extreme weather be forecast or occur – EOC will manage the situation as per the plan. In most cases it is likely the event will proceed.
- **Your role / expectation if you witness an incident:** The first priority is your safety. You are not a security guard or police person – remove yourself from danger, before reporting the incident to EOC.
- **BYO alcohol:** This is not a BYO alcohol event.



PROTEST ACTIVITY

Protests at all Midsumma Festival key events are likely, and the majority are peaceful and friendly.

- If you spot a crowd of protestors gathering, please report it to EOC
- For peaceful protests, we will offer them to join the back of the march - as per previous years
- If an altercation or incident occurs, please do the following:
 1. Seek a safe position with enough distance between yourself and the incident to remain safe
 2. Report the incident to EOC, await further instruction.
 3. Security Guards & VicPol will arrive and manage the incident under instruction from EOC.
 4. Please stay and act as eyes/ears for the festival.
- Your responsibility is to report hazards, incidents and anything that could cause harm to EOC. Do not get directly involved in any way
- We have trained security guards, plenty of VicPol resources – who will be responsible for these types of incidents. You are not.

A vibrant rainbow pride parade with people holding flags and fans. The background shows a large crowd of people, many wearing white t-shirts with rainbow logos and holding rainbow flags and fans. The scene is bright and festive.

LOST & FOUND CHILDREN

Lost Child: (a parent approaches you stating they have lost their child)

- Stay with the parent or person reporting the lost child
- Obtain as many details as possible on the lost child (last seen location, name, age)
- Report the incident to event control and await instructions

Found Child: (you notice a child looking distressed, without a guardian)

- Do not move from the position you found the child
- Keep the child calm & obtain as much information as possible (parents mobile number, name, time)
- Report the incident to event control and await instructions

All lost & found children incidents must be reported to EOC, even if the child is reunited prior to reporting.



ACCESSIBILITY

- 0419 682 064 (Josh) - Access hotline phone number for anyone who wants information or assistance on the day
- Accessible drop off point & viewing
- Accessible marshalling area
- Flashing Police lights at the end of route.
- The Pride Centre will have a soothing space open, for anyone requiring air conditioning or low sensory space.

VOLUNTEER ROLES

Don't forget - you can find a detailed role description on the Volunteer Hub

- Wave Marshall Managers & Wave Marshall's Assistants
- Wave Marshalls
- Vehicle Marshalls
- Audience Marshalls
- Accessibility Marshalls
- Accessible Viewing Area
- Participant Check In
- Bump In & Out Crew
- Welcome Team
- Survey Superstars
- Volunteer Check In legends
- Merchandise Tent



Questions?



THANK YOU